

# BrannenBank

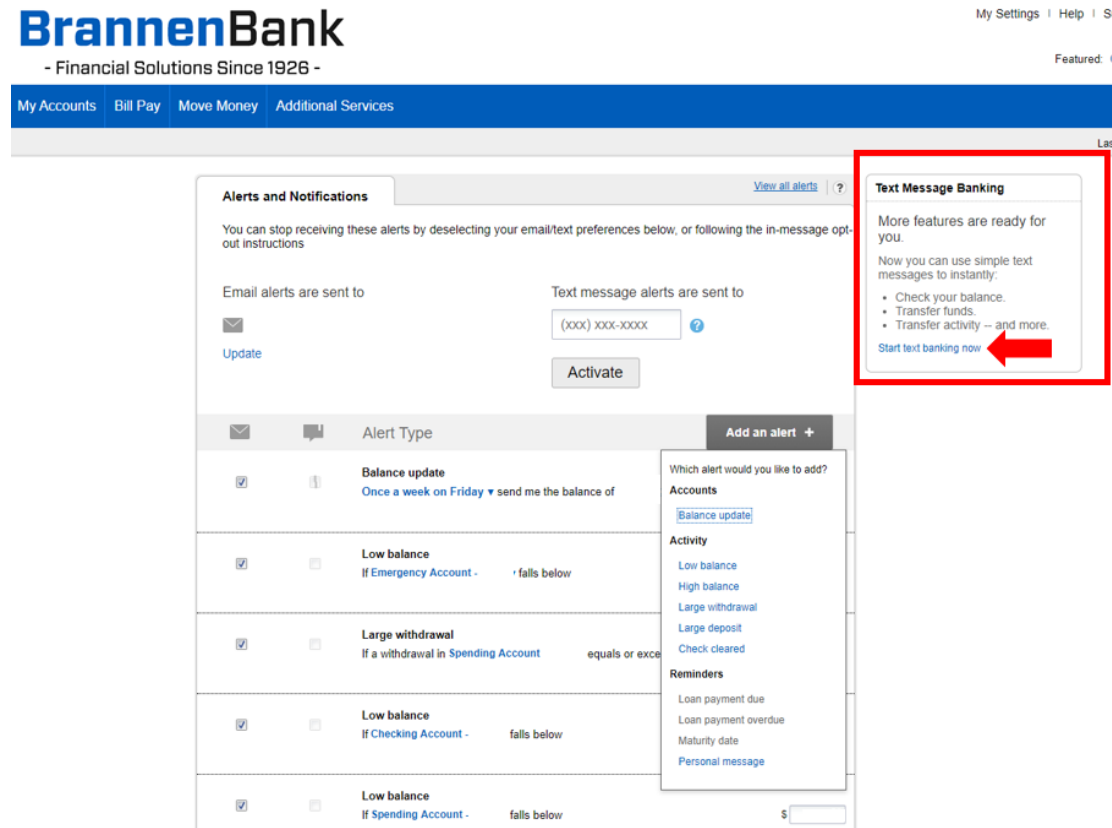
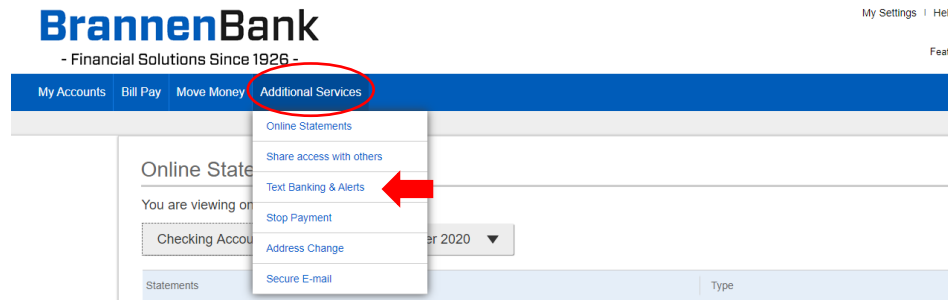
- Financial Solutions Since 1926 -

## Frequently Asked Questions – Text Message Banking

**Q: How do I activate Text Banking?**

**A:** From the blue navigation bar select Additional Services and click Text Banking & Alerts then select the blue Start text banking now hyperlink in the Text Message Banking window. Enter your mobile phone number and click activate.

You will be asked to complete the Mobile Verification Agreement by entering the activation code you received on your mobile number and clicking accept. Once accepted you will receive a message stating that you will now see all your current alerts by text message.



# BrannenBank

- Financial Solutions Since 1926 -

Text message alerts are sent to

?

←

Mobile Verification Agreement

Within a minute, you'll receive a verification code by text

[Send it again](#)

When you receive it, just type it in

Mobile carriers require us to confirm that you wish to receive text messages from us. To do this, enter the special code we sent you via text. We will send the subscribed alert(s) to the mobile phone number you have provided. Receiving alerts is not a condition of purchase for the Digital Banking service. You agree that we may use Automatic Telephone Dialing Systems to send alerts. Message and data rates may apply. You can stop receiving these alerts by deselecting your choice(s) on the Alerts page or by following the in-message, opt-out instructions.

Do you accept the Mobile Verification Agreement? By selecting Accept, you agree that this agreement is electronically signed. By selecting Decline, your phone number will not be enrolled for alerts.

↓

You will now see all your current alerts by text message. Make changes or add more alerts as you see fit.

# BrannenBank

- Financial Solutions Since 1926 -

## Q: What type of transactions can I complete through Text Message Banking?

A: Text Message Banking will allow you to receive balances, get the last 5 transactions of your primary account **AND** Transfer money from your designated account to your primary account by texting **454545** from your registered mobile device with the commands listed on your Alerts & Notifications page in Digital Banking.

From the Alerts & Notifications page you may also update your primary account and your designated transfer from account, add a second mobile number, and remove your registered mobile number by selecting the gray Update button.

The screenshot shows the BrannenBank website interface. At the top, the logo and tagline are present. A navigation bar includes links for My Accounts, Bill Pay, Move Money, and Additional Services. The main content area is titled "Alerts and Notifications" and contains a table of alert settings. A sidebar on the right is titled "Text Message Banking" and includes sections for "Text Message Banking" (with an "Update" button) and "Text Commands" (with a list of commands). Red arrows point to the "Update" button and the "Text Commands" section. A yellow circle highlights the instruction "Text the following commands to 454545" in the "Text Commands" section.

**Alerts and Notifications**

You can stop receiving these alerts by deselecting your email/text preferences below, or following the in-message opt-out instructions

Email alerts are sent to @gmail.com [Update](#)

Text message alerts are sent to [Change or add number](#)

<input type="checkbox"/>	<input checked="" type="checkbox"/>	Alert Type			
<input type="checkbox"/>	<input checked="" type="checkbox"/>	<b>Large withdrawal</b> If a withdrawal in <a href="#">Spending Account</a> equals or exceeds	\$	100	
<input type="checkbox"/>	<input checked="" type="checkbox"/>	<b>Low balance</b> If <a href="#">Checking Account</a> falls below	\$	500	
<input type="checkbox"/>	<input checked="" type="checkbox"/>	<b>Balance update</b> Once a week on <a href="#">Friday</a> send me the balance of <a href="#">Spending Account</a>			
<input type="checkbox"/>	<input checked="" type="checkbox"/>	<b>Low balance</b> If <a href="#">Emergency Account</a> falls below	\$	1500	
<input type="checkbox"/>	<input checked="" type="checkbox"/>	<b>Low balance</b> If <a href="#">Spending Account</a> falls below	\$	50	

**Text Message Banking**

Activated numbers

[Add a second number](#)

Primary account [?](#)  
[Checking Acc...](#)

Transfer account [?](#)  
[Emergency Ac...](#)

[Update](#)

**Text Commands**

Text the following commands to 454545

**BAL** Primary balance

**LAST** Last 5 transactions

**TRANS** Transfer funds to primary account

**STOP** Deactivate service

**HELP** Help keywords

# BrannenBank

- Financial Solutions Since 1926 -

## Text Message Banking



What is your text number?



 To Remove

[Add a second number](#)



Standard messaging rates apply

To set primary account and designated transfer from account

The account I use most is

Checking Account - \*5705  

When low, transfer money from

Emergency Account - \*4405  

Usually a checking account

Done