

What happens when I receive my first The Bank of Inverness Secure Message Center email message?

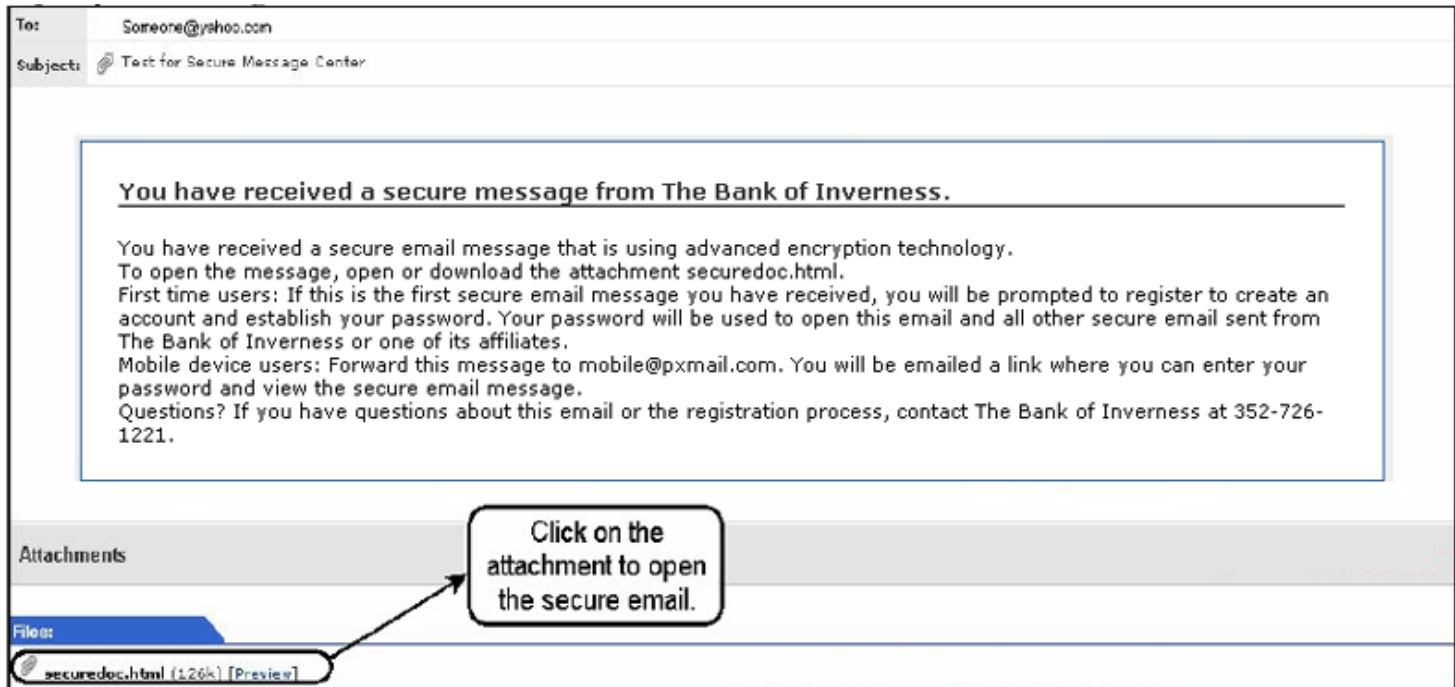
*** If you are already registered, open your email attachment and proceed to [step #5](#).

*** To create a NEW secure email to The Bank of Inverness, proceed to [step #8](#).

1. Someone at The Bank of Inverness sends you a secure message. The message will appear in your Inbox similar to the message below.

| Subject | Date | Size |
|--|------------------|------|
|  Test for Secure Message Center | Fri Apr 20, 2007 | 173k |

2. Open your message from "someone@brannenbanks.com" and click on the attachment [securedoc.html](#).



The screenshot shows an email client interface. At the top, the 'To' field is 'Someone@yshoo.com' and the 'Subject' is 'Text for Secure Message Center'. The main body of the email contains a message from The Bank of Inverness. Below the message, there is an 'Attachments' section with a file named 'securedoc.html (126k) [Preview]'. A callout box with an arrow points to the attachment, containing the text: 'Click on the attachment to open the secure email.'

You have received a secure message from The Bank of Inverness.

You have received a secure email message that is using advanced encryption technology. To open the message, open or download the attachment [securedoc.html](#).

First time users: If this is the first secure email message you have received, you will be prompted to register to create an account and establish your password. Your password will be used to open this email and all other secure email sent from The Bank of Inverness or one of its affiliates.

Mobile device users: Forward this message to mobile@pxmail.com. You will be emailed a link where you can enter your password and view the secure email message.

Questions? If you have questions about this email or the registration process, contact The Bank of Inverness at 352-726-1221.

Attachments

File: [securedoc.html \(126k\) \[Preview\]](#)

Click on the attachment to open the secure email.

3. Click on the Register button to enroll.

The Bank of Inverness 

POSTX ENCRYPTED ENVELOPE

June 21, 2007
1:49:17 PM EDT
Authentication: Gateway
Sensitivity: Medium

From: someone@brannenbanks.com
To: someone@yahoo.com
Subject: **This is a secure e-mail**

To open this message, first click the button to register. After registering, come back to continue opening the message.

[Help](#) [Select a different address](#)

Copyright © 2000-2006 PostX Corporation. All rights reserved. **POWERED BY POSTX**

4. Enter your data for the fields below and close the window after you click Register.

The Bank of Inverness 

New User Registration

Email Address: someone@yahoo.com

First Name:

Last Name:

Password:

Confirm Password:

Forgot Password Question: 


Forgot Password Answer:

Passphrase:

Remember me on this computer

5. Now when you open your email attachment, the Envelope window will now appear similar to the one below. Key in the password you selected and click Open.

The Bank of Inverness



**POSTX ENCRYPTED ENVELOPE**
June 21, 2007
1:49:17 PM EDT
Authentication: Gateway
Sensitivity: Medium

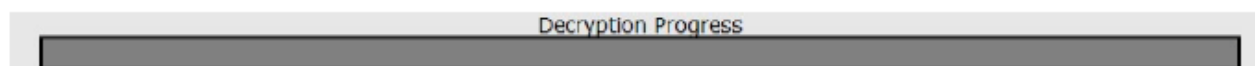
From: someone@brannenbanks.com
To: someone@yahoo.com
Subject: **This is a secure e-mail**
Two-way passphrase: [Passphrase not enabled on this machine. [More information.](#)]
Password:
[Forgot Password](#)

Remember me on this computer.

[Help](#) [Open Online](#)
[Select a different address](#)

Copyright © 2000-2006 PostX Corporation. All rights reserved. **POWERED BY**
POSTX

6. Your email will decrypt and open.



7. You can then read the message and reply to it securely.

The Bank of Inverness  Welcome **Some One**

Inbox

Move to folder: |

| | | From | Subject | Date | Size |
|----------------------------------|--|------|---------|------|------|
| The folder contains no messages. | | | | | |

[About](#)

Copyright © 2001-2006 PostX Corporation, Inc. All rights reserved.

Folders

- Inbox
- Draft
- Sent
- Trash

Folder Management

- Folder Management
- Address Book
- Search
- Edit Profile

8. To create a secure message to Brannen Banks go to <https://smail.brannenbanks.com/websafe/boi> and click the Secure Logo and login.

The Bank of Inverness



Existing Secure Message Center Users

Welcome, please log in:

Email Address

Password

Remember my ID

Login

[Forgot password?](#)

New Secure Message Center Users

To begin your enrollment, please provide your email address and click Submit. An email will be sent to you shortly that will guide you through the registration process.

Email Address

Submit

9. Click Compose Message in the right side of the window, highlighted below in yellow.

The Bank of Inverness



Welcome **Some One**

Folders

- Inbox
- Draft
- Sent
- Trash

- Folder Management
- Address Book
- Search
- Edit Profile

Inbox

Move to folder

|

| <input type="checkbox"/> | | From | Subject | Date | Size |
|--------------------------|--|------|---------|------|------|
|--------------------------|--|------|---------|------|------|

The folder contains no messages.

[About](#)

Copyright © 2001-2006 PostX Corporation, Inc. All rights reserved.