


# What happens when I receive my first Brannen Banks of Florida Secure Message Center email message?

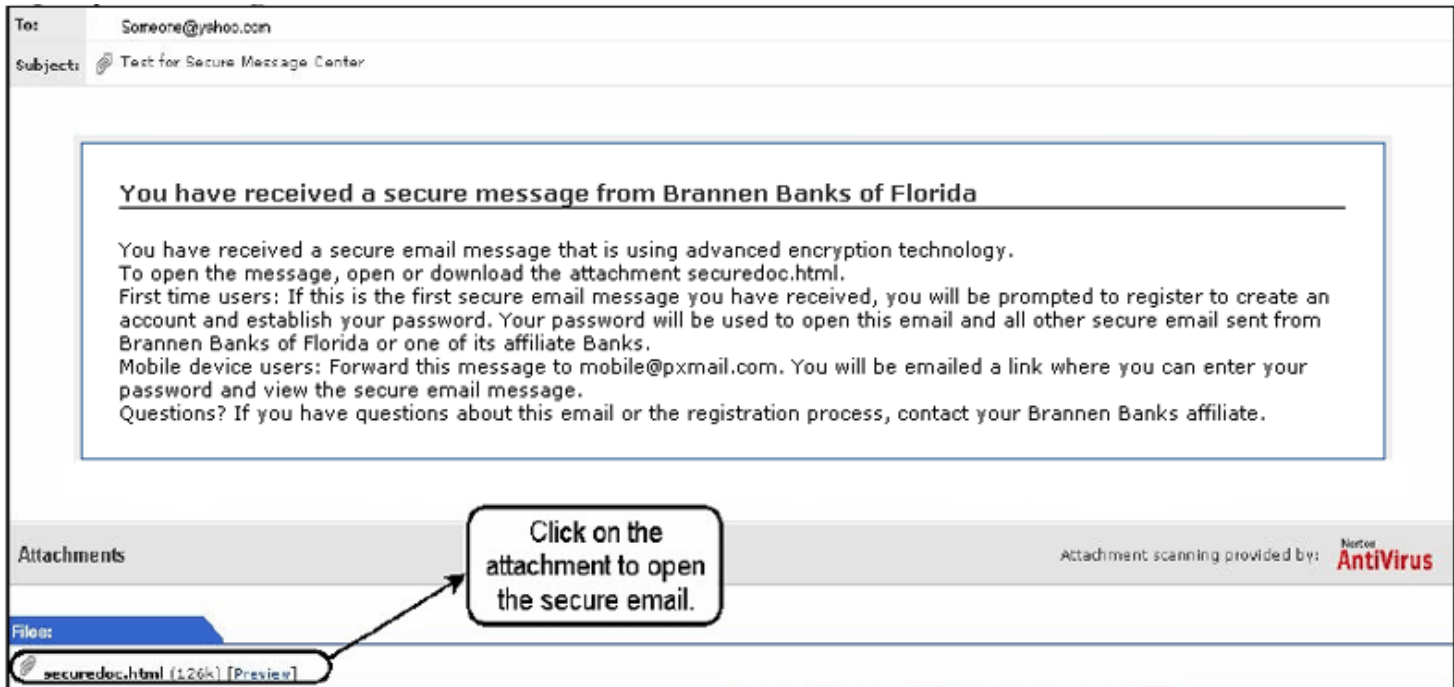
\*\*\* If you are already registered, open your email attachment and proceed to [step #5](#).

\*\*\* To create a NEW secure email to Brannen Banks of Florida, proceed to [step #8](#).

1. Someone at Brannen Banks of Florida sends you a secure message. The message will appear in your Inbox similar to the message below.

Subject	Date	Size
 Test for Secure Message Center	Fri Apr 20, 2007	173k

2. Open your message from "someone@brannenbanks.com" and click on the attachment securedoc.html.



The screenshot shows an email client interface. At the top, the 'To' field is 'Someone@yshoo.com' and the 'Subject' is 'Text for Secure Message Center'. The main body of the email contains a message from Brannen Banks of Florida. The message text is as follows:

**You have received a secure message from Brannen Banks of Florida**

You have received a secure email message that is using advanced encryption technology. To open the message, open or download the attachment securedoc.html.

First time users: If this is the first secure email message you have received, you will be prompted to register to create an account and establish your password. Your password will be used to open this email and all other secure email sent from Brannen Banks of Florida or one of its affiliate Banks.

Mobile device users: Forward this message to mobile@pmail.com. You will be emailed a link where you can enter your password and view the secure email message.

Questions? If you have questions about this email or the registration process, contact your Brannen Banks affiliate.

At the bottom of the email, there is an 'Attachments' section. It shows a file named 'securedoc.html (126k) [Preview]'. A callout box with an arrow pointing to the attachment says: 'Click on the attachment to open the secure email.' In the bottom right corner of the email interface, it says 'Attachment scanning provided by: Norton AntiVirus'.

3. Click on the Register button to enroll.

**Brannen Banks of Florida, Inc.**  Welcome.

**POSTX ENCRYPTED ENVELOPE**  
  
June 21, 2007  
1:49:17 PM EDT  
Authentication: Gateway  
Sensitivity: Medium

From: someone@brannenbanks.com  
To: someone@yahoo.com  
Subject: **This is a secure e-mail**

To open this message, first click the button to register. After registering, come back to continue opening the message.

[Help](#) [Select a different address](#)

Copyright © 2000-2006 PostX Corporation. All rights reserved. **POWERED BY POSTX**

4. Enter your data for the fields below and close the window after you click Register.

**Brannen Banks of Florida, Inc.** 

**New User Registration**

Email Address: someone@yahoo.com

First Name:

Last Name:

Password:

Confirm Password:

Forgot Password Question: What is your mother's maiden name?

Forgot Password Answer:

Passphrase:

Remember me on this computer

5. Now when you open your email attachment, the Envelope window will now appear similar to the one below. Key in the password you selected and click Open.



Welcome.

POSTX ENCRYPTED ENVELOPE



June 21, 2007  
1:49:17 PM EDT  
Authentication: Gateway  
Sensitivity: Medium

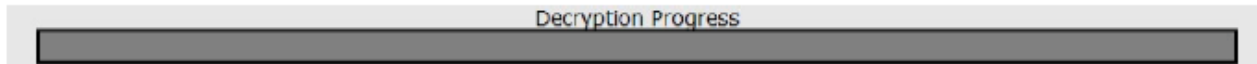
From: someone@brannenbanks.com  
To: someone@yahoo.com  
Subject: **This is a secure e-mail**  
Two-way passphrase: [Passphrase not enabled on this machine. [More information.](#)]  
Password:   
[Forgot Password](#)

Remember me on this computer.

[Help](#) [Open Online](#) [Select a different address](#)

Copyright © 2000-2006 PostX Corporation. All rights reserved. 

6. Your email will decrypt and open.



7. You can then read the message and reply to it securely.



Welcome **Some One**

**Folders**

- Inbox
- Draft
- Sent
- Trash

Folder Management  
Address Book  
Search  
Edit Profile

---

**Inbox**

Move to folder:

<input type="checkbox"/>	<input type="checkbox"/>	From	Subject	Date	Size
The folder contains no messages.					

[About](#)

Copyright © 2001-2006 PostX Corporation, Inc. All rights reserved.

8. To create a secure message to Brannen Banks go to <https://smail.brannenbanks.com> and click the Secure Logo and login.



WebSafe Login

Welcome, please log in:

Email Address

Password

Remember my ID

[Forgot password?](#)

WebSafe Login

To enroll, please submit your email address:

Email Address

9. Click Compose Message in the right side of the window, highlighted below in yellow.



**Folders**

- Inbox
- Draft
- Sent
- Trash

Folder Management

Address Book

Search

Edit Profile

---

**Inbox**

Move to folder

<input type="checkbox"/>		From	Subject	Date	Size
--------------------------	--	------	---------	------	------

The folder contains no messages.

[About](#)

Copyright © 2001-2006 PostX Corporation, Inc. All rights reserved.